

**ADMINISTRAȚIA PUBLICĂ LOCALĂ
MUNICIPIUL BAI A MARE**

DIRECȚIA ECONOMICĂ / DIRECȚIA CHELTUIELI
SERVICIUL CONTABILITATE PUBLICĂ

Str. Gheorghe Șincai 37
430311, Baia Mare, România
Telefon: +40 262 213 824

Fax: +40 262 212 332
Email: primar@baimare.ro
Siteweb: www.baimare.ro

Nr. 501 / 08.01.2018

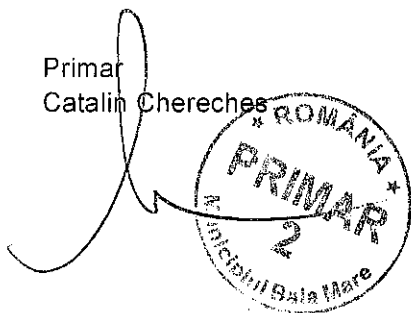
Catre: Ministerul Finantelor Publice

Directia Generala de Trezorerie si Datorie Publica
Str. Apolodor Nr 17 Cod 050741
Sector 5, Bucuresti

Alaturat va inaintam ANEXELE 3 privind SITUATIA finantarilor rambursabile contractate direct, fara garantia statului sau garantate de unitatea administrativ-teritoriala la data 31.12.2017 conform OUG 64 / 2007 pentru urmatoarele contracte de credit:

- CREDIT BCR 2005
- CREDIT BCR 2009
- CREDIT CEC 2013
- SC VITAL SA BAI A MARE

Primar
Catalin Chereches



Director Economic
Carmen Pop

NR. 501/OP 01.2018

SITUATIA

**privind finantarea rambursabila contractata direct, fara garantia statului
sau garantata de unitatea administrativ-teritoriala la data de 31.12.2017**

1. Nr. si data semnare contract/acord : 298/19.05.2005
2. Data intrare in vigoare : 19.05.2005
3. Nr. si data semnare act(e) aditional(e) la contract/acord: 298A /11.10.2005, 298B/ 29.12.2005, 298C/ 27.12.2006, 298D/23.11.2007.
4. Nr. si data semnare contract/acord de garantare : 298/19.05.2005
5. Data intrare in vigoare : 19.05.2005
6. Nr. si data semnare act(e) aditional(e) la contract/acord: -
7. Unitate administrativ-teritoriala imprumutat/garant... PRIMARIA MUNICIPIULUI BAIA MARE
8. Adresa completa, telefon/fax, e-mail : Baia Mare, str. Gh. Sincai nr. 37, tel. 211001
9. Persoana imputernicita CATALIN CHERECHES – Primar si
CARMEN POP- director executiv economic
10. Garantat PRIMARIA BAIA MARE
11. Finantator :...BANCA COMERCIALA ROMANA SA BAIA MARE
12. Destinatie rambursabila : FINANTAREA INVESTITIILOR PUBLICE DE INTERES LOCAL
13. Valoarea finantare(in valuta de contract)... 50.000.000 LEI RON
14. Durata finantare (in luni , de la-pana la) : 19.06.2005-18.05.2023 din care :
perioada de gratie 36 luni : din 19.06.2005 - 15.01.2007
perioada de rambursare 180 luni : din 30.06.2008- 18.05.2023

15. Trageri/ utilizari din finantare:

| Tragere | | Plati catre contractori | |
|---------------|---------------------------------------|-------------------------|--------------------|
| Data tragerii | Suma trasa (in valuta de contract) | Data platii | Suma platita (lei) |
| 23.05.2005 | 1,300,000.00 | 25.05.2005 | 1,300,000.00 |
| 09.06.2005 | 2,167,559.50 | 10.06.2005 | 2,069,594.95 |
| | | 13.06.2005 | 97,154.55 |
| | | 14.06.2005 | 810.00 |
| 18.07.2005 | 1,093,486.79 | 21.07.2005 | 1,093,486.79 |
| 02.08.2005 | 1,341,702.30 | 03.08.2005 | 1,341,702.30 |
| 03.08.2005 | 17,405.72 | 05.08.2005 | 17,405.72 |
| 08.08.2005 | 1,357,381.52 | 09.08.2005 | 1,357,381.52 |
| 08.09.2005 | 2,333,535.91 | 09.09.2005 | 545,229.73 |
| | | 12.09.2005 | 1,788,102.38 |
| | | 13.09.2005 | 203.80 |
| 19.09.2005 | 8,037,000.00 | 21.09.2005 | 8,037,000.00 |
| 07.10.2005 | 2,341,995.28 | 08.10.2005 | 2,341,995.28 |
| 18.10.2005 | 1,286,128.15 | 19.10.2005 | 1,286,128.15 |
| 14.11.2005 | 1,339,859.46 | 15.11.2005 | 1,339,859.46 |
| 17.11.2005 | 803,353.35 | 18.11.2005 | 803,353.35 |
| 06.12.2005 | 690,657.86 | 07.12.2005 | 690,657.86 |
| 14.12.2005 | 1,219,981.69 | 15.12.2005 | 1,219,981.69 |
| 21.12.2005 | 278,805.21 | 22.12.2005 | 278,805.21 |
| 23.12.2005 | 131,484.25 | 23.12.2005 | 131,484.25 |

| | | | |
|------------|---------------|------------|---------------|
| 07.03.2006 | 758,987.38 | 07.03.2006 | 758,987.38 |
| 03.05.2006 | 255,984.08 | 04.05.2006 | 255,984.08 |
| 23.05.2006 | 90,162.71 | 24.05.2006 | 90,162.71 |
| 19.06.2006 | 1,000,797.84 | 20.06.2006 | 1,000,797.84 |
| 03.07.2006 | 372,038.45 | 04.07.2006 | 372,038.45 |
| 20.07.2006 | 980,894.32 | 21.07.2006 | 980,894.32 |
| 03.08.2006 | 453,898.31 | 04.08.2006 | 453,898.31 |
| 22.08.2006 | 1,385,974.89 | 23.08.2006 | 1,385,974.89 |
| 11.09.2006 | 1,053,677.51 | 12.09.2006 | 1,053,677.51 |
| 19.09.2006 | 1,057,659.09 | 20.09.2006 | 1,057,659.09 |
| 22.09.2006 | 1,290,569.63 | 25.09.2006 | 1,290,569.63 |
| 12.10.2006 | 1,315,946.97 | 13.10.2006 | 1,315,946.97 |
| 25.10.2006 | 510,670.60 | 25.10.2006 | 510,670.60 |
| 10.11.2006 | 1,488,950.13 | 11.11.2006 | 1,488,950.13 |
| 23.11.2006 | 341,632.33 | 24.11.2006 | 341,632.33 |
| 24.11.2006 | 230,408.82 | 27.11.2006 | 230,408.82 |
| 30.11.2006 | 613,221.58 | 04.12.2006 | 613,221.58 |
| 18.12.2006 | 55,228.44 | 19.12.2006 | 55,228.44 |
| 20.02.2007 | 205,483.42 | 21.02.2007 | 205,483.42 |
| 06.03.2007 | 288,923.36 | 07.03.2007 | 288,923.36 |
| 03.04.2007 | 111,653.83 | 04.04.2007 | 111,653.83 |
| 20.04.2007 | 219,468.48 | 20.04.2007 | 219,468.48 |
| 17.05.2007 | 402,608.13 | 18.05.2007 | 402,608.13 |
| 25.05.2007 | 661,858.26 | 28.05.2007 | 661,858.26 |
| 08.06.2007 | 1,243,459.34 | 11.06.2007 | 1,243,459.34 |
| 13.07.2007 | 904,784.86 | 16.07.2007 | 904,784.86 |
| 20.07.2007 | 545,412.55 | 23.07.2007 | 545,412.55 |
| 22.08.2007 | 484,964.20 | 23.08.2007 | 484,964.20 |
| 22.08.2007 | 316,293.07 | 23.08.2007 | 316,293.07 |
| 24.09.2007 | 471,470.22 | 25.09.2007 | 471,470.22 |
| 26.10.2007 | 242,490.96 | 29.10.2007 | 242,490.96 |
| 06.11.2007 | 768,326.26 | 08.11.2007 | 768,326.26 |
| 09.11.2007 | 1,075,262.99 | 12.11.2007 | 1,075,262.99 |
| 23.11.2007 | 809,982.29 | 26.11.2007 | 809,982.29 |
| 14.12.2007 | 1,532,040.85 | 18.12.2007 | 1,532,040.85 |
| 23.12.2007 | 718,476.86 | 20.12.2007 | 718,476.86 |
| TOTAL | 50,000,000.00 | | 50,000,000.00 |

16. Estimari trageri/utilizari din finantare:

| Perioada | Estimare suma trasa(in valu | Estimare suma platita(lei) |
|-----------------------|-----------------------------|----------------------------|
| trimestrul... anul... | | |
| Total | | |

17. Plati efectuate la scadenta (cumulat):

| Rate de capital | | | Dobanzi | | | Comisioane | | |
|-----------------|---------|---------|------------|------------|---------|------------|-----------|---------|
| Data | Valoare | Procent | Data | Valoarea | Procent | Data | Valoarea | Procent |
| | | | 0 | 0.00 | | 23.05.2005 | 4,722.30 | |
| | | | 07.06.2005 | 3,367.00 | | 30.06.2005 | 7,611.06 | |
| | | | 06.07.2005 | 24,946.39 | | 25.07.2005 | 3,851.80 | |
| | | | 07.08.2005 | 35,340.02 | | 31.08.2005 | 9,446.80 | |
| | | | 06.09.2005 | 61,902.37 | | 30.09.2005 | 36,296.88 | |
| | | | 07.10.2005 | 106,643.32 | | 07.10.2005 | 12,759.70 | |
| | | | 07.11.2005 | 180,510.84 | | 07.11.2005 | 7,571.84 | |
| | | | 07.12.2005 | 174,351.73 | | 07.12.2010 | 8,279.90 | |

| | | | | | | | |
|----------------------|-------------------|--|-------------------|----------------------|--|-------------------|-------------------|
| 30.06.2010 | 275,000 | | 07.06.2010 | 352,858.83 | | 23.06.2010 | 37.96 |
| 28.07.2010 | 275,000 | | 07.07.2010 | 281,317.23 | | 23.07.2010 | 14.71 |
| 31.08.2010 | 275,000 | | 06.08.2010 | 288,854.11 | | 24.08.2010 | 1.85 |
| 30.09.2010 | 275,000 | | 07.09.2010 | 295,040.41 | | 24.09.2010 | 7.81 |
| 31.10.2010 | 275,000 | | 07.10.2010 | 302,572.13 | | 25.10.2010 | 6.14 |
| 30.11.2010 | 275,000 | | 05.11.2010 | 310,640.09 | | 23.11.2010 | 13.17 |
| 31.12.2010 | 275,000 | | 07.12.2010 | 297,356.17 | | 23.12.2010 | 0.11 |
| total 2010 | 3,300,000 | | total 2010 | 4,261,288.71 | | total 2010 | 200.80 |
| total cum. | 8,525,000 | | total cum. | 24,808,847.25 | | total cum. | 176.669.29 |
| 31.01.2011 | 275,000 | | 07.01.2011 | 301,568.07 | | 0 | 0.00 |
| 28.02.2011 | 275,000 | | 07.02.2011 | 299,581.27 | | 23.02.2011 | 4.11 |
| 31.03.2011 | 275,000 | | 07.03.2011 | 257,814.35 | | 25.03.2011 | 7.80 |
| 30.04.2011 | 275,000 | | 07.04.2011 | 239,234.33 | | 23.04.2011 | 7.84 |
| 31.05.2011 | 275,000 | | 06.05.2011 | 229,959.38 | | 23.05.2011 | 9.12 |
| 30.06.2011 | 275,000 | | 07.06.2011 | 242,776.21 | | 23.06.2011 | 10.09 |
| 31.07.2011 | 275,000 | | 07.07.2011 | 249,231.35 | | 25.07.2011 | 10.21 |
| 31.08.2011 | 275,000 | | 08.08.2011 | 255,774.39 | | 23.08.2011 | 17.69 |
| 30.09.2011 | 275,000 | | 07.09.2011 | 249,660.68 | | 23.09.2011 | 11.92 |
| 31.10.2011 | 275,000 | | 07.09.2011 | 229,705.13 | | 24.10.2011 | 13.27 |
| 30.11.2011 | 275,000 | | 07.11.2011 | 235,701.38 | | 30.11.2011 | 16.10 |
| 31.12.2011 | 275,000 | | 07.12.2011 | 234,655.65 | | 29.12.2011 | 10.36 |
| total 2011 | 3,300,000 | | | 3,025,662.19 | | | 118.51 |
| Cumulat | 11,825,000 | | | 27,834,509.44 | | | 176.787.80 |
| 31.01.2012 | 275,000 | | 09.01.2012 | 263,823.60 | | 23.01.2012 | 16.33 |
| 29.02.2012 | 275,000 | | 07.02.2012 | 261,936.26 | | 23.02.2012 | 9.62 |
| 31.03.2012 | 275,000 | | 07.03.2012 | 237,010.11 | | 23.03.2012 | 12.22 |
| 30.04.2012 | 275,000 | | 06.04.2012 | 230,628.66 | | 24.04.2012 | 10.69 |
| 31.05.2012 | 275,000 | | 07.05.2012 | 221,555.61 | | 23.05.2012 | 12.00 |
| 30.06.2012 | 275,000 | | 07.06.2012 | 218,643.73 | | 28.06.2012 | 12.29 |
| 31.07.2012 | 275,000 | | 06.07.2012 | 189,779.38 | | 23.07.2012 | 14.86 |
| 31.08.2012 | 275,000 | | 07.08.2012 | 194,641.11 | | 23.08.2012 | 10.91 |
| 20.09.2012 | 275,000 | | 07.09.2012 | 201,777.41 | | 28.09.2012 | 43.23 |
| 30.10.2012 | 275,000 | | 05.10.2012 | 213,996.71 | | 24.10.2012 | -12.73 |
| 30.11.2012 | 275,000 | | 29.11.2012 | 219,440.96 | | 23.11.2012 | 10.27 |
| 31.12.2012 | 275,000 | | 31.12.2012 | 213,398.17 | | 23.12.2012 | 10.24 |
| total 2012 | 3,300,000 | | | 2,666,631.71 | | | 149.93 |
| Total cumulat | 15,125,000 | | | 30,501,141.15 | | | 176.937.73 |
| 31.01.2013 | 275,000 | | 31.01.2013 | 226,347.92 | | 23.01.2013 | 20.00 |
| 28.02.2013 | 275,000 | | 28.02.2013 | 224,576.61 | | 23.02.2013 | 15.00 |
| 31.03.2013 | 275,000 | | 29.03.2013 | 202,562.54 | | 25.03.2013 | 23.00 |
| 30.04.2013 | 275,000 | | 30.04.2013 | 209,256.86 | | 23.04.2013 | 39.00 |
| 31.05.2013 | 275,000 | | 31.05.2013 | 237,286.00 | | 23.05.2013 | 28.00 |
| 30.06.2013 | 275,000 | | 28.06.2013 | 209,415.76 | | 23.06.2013 | 7.00 |
| 31.07.2013 | 275,000 | | 31.07.2013 | 166,337.81 | | 23.07.2013 | 25.00 |
| 31.08.2013 | 275,000 | | 31.08.2013 | 170,472.56 | | 23.08.2013 | 47.00 |
| 30.09.2013 | 275,000 | | 30.09.2013 | 171,612.46 | | 23.09.2013 | -6.00 |
| 31.10.2013 | 275,000 | | 31.10.2013 | 170,678.98 | | 23.10.2013 | 23.00 |
| 30.11.2013 | 275,000 | | 29.11.2013 | 174,885.10 | | 23.11.2013 | 23.00 |
| 31.12.2013 | 275,000 | | 31.12.2013 | 154,897.66 | | 23.12.2013 | 25.92 |
| total 2013 | 3,300,000 | | | 2,318,330.26 | | | 269.92 |
| Total cumulat | 18,425,000 | | | 32,819,471.41 | | | 177,207.65 |
| 31.01.2014 | 275,000 | | 31.01.2014 | 122,287.62 | | 23.01.2014 | 16.00 |
| 28.02.2014 | 275,000 | | 28.02.2014 | 121,231.47 | | 23.02.2014 | 27.00 |
| 31.03.2014 | 275,000 | | 31.03.2014 | 112,761.47 | | 23.03.2014 | 25.00 |
| 30.04.2014 | 275,000 | | 30.04.2014 | 140,752.92 | | 23.04.2014 | 22.00 |
| 31.05.2014 | 275,000 | | 30.05.2014 | 135,003.49 | | 23.05.2014 | 22.00 |
| 30.06.2014 | 275,000 | | 30.06.2014 | 135,364.76 | | 23.06.2014 | 19.00 |

| | | | | | | | |
|------------------------|-------------------|--|------------|----------------------|------------|-------------------|--|
| 31.07.2014 | 275,000 | | 31.07.2014 | 123,027.64 | 18.07.2014 | 20.00 | |
| 31.08.2014 | 275,000 | | 29.08.2014 | 125,971.84 | 23.08.2014 | 22.00 | |
| 30.09.2014 | 275,000 | | 30.09.2014 | 117,631.13 | 23.09.2014 | 21.00 | |
| 31.10.2014 | 275,000 | | 31.10.2014 | 95,928.39 | 23.10.2014 | 22.00 | |
| 30.11.2014 | 275,000 | | 30.11.2014 | 98,198.72 | 26.11.2014 | 58.00 | |
| 31.12.2014 | 275,000 | | 31.12.2014 | 93,491.94 | 29.12.2014 | 29.51 | |
| total 2014 | 3,300,000 | | | 1,421,651.39 | | 303.51 | |
| Total cumulativ | 21,725,000 | | | 34,241,122.80 | | 177,511.16 | |
| 31.01.2015 | 275,000 | | 30.01.2015 | 93,884.46 | 23.01.2015 | 23.00 | |
| 28.02.2015 | 275,000 | | 27.02.2015 | 92,979.86 | 23.02.2015 | 22.00 | |
| 31.03.2015 | 275,000 | | 31.03.2015 | 80,576.17 | 23.03.2015 | 22.00 | |
| 30.04.2015 | 275,000 | | 30.04.2015 | 77,924.67 | 23.04.2015 | 21.00 | |

| | | | | | | | |
|------------------------|----------------------|--|------------|----------------------|------------|-------------------|--|
| 31.05.2015 | 275,000 | | 29.05.2015 | 74,661.93 | 23.05.2015 | 72.00 | |
| 30.06.2015 | 275,000 | | 30.06.2015 | 76,242.61 | 23.06.2015 | 21.00 | |
| 31.07.2015 | 275,000 | | 31.07.2015 | 72,717.30 | 23.07.2015 | 22.00 | |
| 31.08.2015 | 275,000 | | 31.08.2015 | 74,373.60 | 23.08.2015 | 22.00 | |
| 30.09.2015 | 275,000 | | 30.09.2015 | 72,585.28 | 30.09.2015 | 26.00 | |
| 30.10.2015 | 275,000 | | 30.10.2015 | 67,119.52 | 30.10.2015 | 9.00 | |
| 30.11.2015 | 275,000 | | 30.11.2015 | 68,625.90 | 30.11.2015 | 22.00 | |
| 31.12.2015 | 275,000 | | 31.12.2015 | 64,938.55 | 31.12.2015 | 27.51 | |
| total 2015 | 3,300,000 | | | 916,629.85 | | 309.51 | |
| Total cumulativ | 25,025,000 | | | 35,157,752.65 | | 177,820.67 | |
| 31.01.2016 | 275,000 | | 31.01.2016 | 64,228.16 | 31.01.2016 | 21.00 | |
| 29.02.2016 | 275,000 | | 29.02.2016 | 63,528.40 | 29.02.2016 | 21.00 | |
| 31.03.2016 | 275,000 | | 31.03.2016 | 57,263.25 | 31.03.2016 | 22.00 | |
| 30.04.2016 | 275,000 | | 30.04.2016 | 55,506.00 | 30.04.2016 | 21.00 | |
| 31.05.2016 | 275,000 | | 31.05.2016 | 53,109.83 | 31.05.2016 | 21.00 | |
| 30.06.2016 | 275,000 | | 30.06.2016 | 53,748.97 | 30.06.2016 | 21.00 | |
| 31.07.2016 | 275,000 | | 31.07.2016 | 50,228.82 | 31.07.2016 | 21.00 | |
| 31.08.2016 | 275,000 | | 31.08.2016 | 51,298.72 | 31.08.2016 | 24.00 | |
| 30.09.2016 | 275,000 | | 30.09.2016 | 50,981.43 | 30.09.2016 | 27.00 | |
| 31.10.2016 | 275,000 | | 31.10.2016 | 49,420.83 | 31.10.2016 | 27.00 | |
| 30.11.2016 | 275,000 | | 30.11.2016 | 50,451.98 | 30.11.2016 | 36.00 | |
| 30.12.2016 | 275,000 | | 30.12.2016 | 47,906.34 | 30.12.2016 | 27.00 | |
| total 2016 | 3,300,000.00 | | | 647,672.73 | | 289.00 | |
| Total cumulativ | 28,325,000.00 | | | 35,805,425.38 | | 178,109.67 | |
| 30.01.2017 | 275,000.00 | | 30.01.2016 | 47,990.12 | 30.01.2016 | 27.00 | |
| 28.02.2017 | 275,000.00 | | 28.02.2017 | 47,388.64 | 28.02.2017 | 27.00 | |
| 31.03.2017 | 275,000.00 | | 31.03.2017 | 42,542.21 | 31.03.2017 | 27.00 | |
| 30.04.2017 | 275,000.00 | | 30.04.2017 | 47,640.33 | 30.04.2017 | 27.00 | |
| 31.05.2017 | 275,000.00 | | 31.05.2017 | 45,502.49 | 31.05.2017 | 27.00 | |
| 30.06.2017 | 275,000.00 | | 30.06.2017 | 46,784.68 | 30.06.2017 | 27.00 | |
| 31.07.2017 | 275,000.00 | | 31.07.2017 | 45,569.83 | 31.07.2017 | 27.00 | |
| 8/31/2017 | 275,000.00 | | 8/31/2017 | 46,451.32 | 8/31/2017 | 27.00 | |
| 9/30/2017 | 275,000.00 | | 9/30/2017 | 45,640.58 | 9/30/2017 | 27.00 | |
| 31.10.2017 | 275,000.00 | | 10/31/2017 | 43,149.26 | 10/31/2017 | 27.00 | |
| 30.11.2017 | 275,000.00 | | 30.11.2017 | 43,958.35 | 30.11.2017 | 27.00 | |
| 31.12.2017 | 275,000.00 | | 31.12.2017 | 46,107.02 | 31.12.2017 | 27.00 | |
| total 2017 | 3,300,000.00 | | | 548,724.83 | | 324.00 | |
| Total cumulativ | 31,625,000.00 | | | 36,354,150.21 | | 178,433.67 | |
| sold | 18,375,000.00 | | | | | | |

18. Plati aflate la scadenta si neefectuate:

| Rate de capital | | | Dobanzi | | | Comisioane | | |
|-----------------|----------|---------|-------------|----------|---------|-------------|----------|---------|
| Data scadentei | Valoarea | Procent | Data platii | Valoarea | Procent | Data platii | Valoarea | Procent |
| | | | | | | | | |

19. Plati de arierate:


| Rate de capital | | | Dobanzi | | | Comisioane | | |
|-----------------|----------|---------|-------------|----------|---------|-------------|----------|---------|
| Data scadentei | Valoarea | Procent | Data platii | Valoarea | Procent | Data platii | Valoarea | Procent |
| | | | | | | | | |

20. Plăți aferente împrumutului garantat:

| Încasări comision la fondul de risc | | Plăți efectuate de unitatea administrativ- | | Sume recuperate de la | | Data la care s-au efectuat 3 plăți succesive |
|-------------------------------------|---------------------------------|--|---------------------------------|-----------------------|---------------------------------|--|
| Data încasării | Valoare (în valuta de contract) | Data plății | Valoare (în valuta de contract) | Data plății | Valoare (în valuta de contract) | |
| ... | Valoare | ... | ... | ... | ... | ... |
| Total cumulat | ... | Total cumulat | ... | Total cumulat | ... | X |

DATA 05.01.2018

PRIMAR
CATALIN CHERECHES



DIRECTOR EXECUTIV ECONOMIC
CARMEN POP

Intocmit
Andreea Pop

SITUATIA

privind finantarea rambursabila contractata direct, fara garantia statului, sau
garantata de unitatea administrativ-teritoriala

la 31.12.2017

1. Nr. si data semnare contract/acord: 333/25.07.2007
2. Data intrare in vigoare: 25.07.2007
3. Nr. si data semnare act(e) aditional(e) la contract/acord: -
4. Nr. si data semnare contract/acord de garantare: 333/25.07.2007
5. Data intrare in vigoare: 25.07.2007
6. Nr. si data semnare act(e) aditional(e) la contract/acord: -
7. Unitatea administrativ-teritoriala imprumutata/garanta: Municipiul Baia Mare
8. Adresa completa, telefon/fax, e-mail: Baia Mare, str. Gheorghe Sincai nr. 37, tel 0262-213824, fax 0262-213261, 0262-212332
9. Persoana imputernicita: CATALIN CHERECHES – Primar
CARMEN POP - director general economic
10. Garantat: SC VITAL SA Baia Mare
11. Finantator: BEI (Banca Europeana de Investitii)
12. Destinatie finantare rambursabila: Reabilitarea si modernizarea serviciilor de apa si canalizare in municipiul Baia Mare - Masura ISPA 2004/RO/16/P/PE/004
13. Valoare finantare (in valuta de contract): 11.948.700 euro
14. Valoare credit consumat 11.519.142,87 euro
14. Durata finantare : 285 luni, de la 25.07.2007 pana la 5.05.2031
- perioada de gratie: 63 luni, de la 25.07.2007 pana la 4.11.2012
- perioada de rambursare : 222 luni, de la 5.11.2012 pana la 5.05.2031
15. Trageri/Utilizari din finantare:

| Tragere | | Plati catre contractori | |
|---------------|------------------------|-------------------------|--------------|
| Data tragerii | Suma trasa (in valuta) | Data platii | Suma platita |
| 14.08.2008 | 2,493,764.79 | 14.08.2008 | 483,185.33 |
| | | 25.08.2008 | 619,859.50 |
| | | 27.10.2008 | 786,931.37 |
| | | 04.12.2008 | 657,995.44 |
| | | 04.12.2008 | 866,914.02 |
| | | 27.01.2009 | 764,875.98 |
| | | 04.02.2009 | 1,184,511.25 |
| | | 17.02.2009 | 1,321,449.42 |
| | | 17.02.2009 | 1,726,224.76 |
| | | 05.03.2009 | 673,531.55 |
| | | 03.04.2009 | 679,029.18 |
| | | 19.05.2009 | 328,301.93 |
| | | 02.06.2009 | 885,999.89 |
| 09.07.2009 | 642,550.37 | | |
| 27.08.2009 | 4,249,620.34 | | |
| 08.09.2009 | 1,766,103.55 | | |
| 05.10.2009 | 1,761,929.10 | | |

| | | | |
|------------|--------------|------------|--------------|
| 19.08.2009 | 6,106,224.02 | 16.10.2009 | 1,269,786.03 |
| | | 26.11.2009 | 1,198,027.29 |
| | | 15.12.2009 | 1,831,596.34 |
| | | 08.01.2010 | 1,760,170.19 |
| | | 01.03.2010 | 2,457,625.63 |
| | | 30.03.2010 | 2,845,706.68 |
| | | 06.04.2010 | 899,964.10 |
| | | 16.06.2010 | 4,068,569.44 |
| 29.09.2010 | 3,348,711.19 | 16.07.2010 | 740,909.43 |
| | | 01.09.2010 | 864,904.99 |
| | | 22.09.2010 | 2,338,146.90 |

| | | | |
|---------------|---------------|---------------|---------------|
| | | 08.10.2010 | 1,227,073.08 |
| | | 23.11.2010 | 1,443,505.55 |
| | | 10.12.2010 | 4,257,262.09 |
| | | 21.11.2011 | 1,656,414.39 |
| Total cumulat | 11,948,700.00 | Total cumulat | 48,258,675.11 |

Nota: Datele sint conforme cu inregistrările contabile, cu controalele efectuate și raportările către Comisia Europeană.

16. Estimări trageri/utilizări din finanțare:

| Perioada | Estimare suma trasa | Estimare suma platita |
|----------|---------------------|-----------------------|
| - | - | - |
| Total | - | - |

17. Plati efectuate la scadenta:

| Rate de capital | | | Dobanzi | | | Comisioane | | |
|-----------------|--|-------------------------|-------------|--|-----------|-------------|--|-----------|
| Data scadentei | Valoare (in valuta de contract - euro) | % din valoare finantare | Data platii | Valoare (in valuta de contract - euro) | % aplicat | Data platii | Valoare (in valuta de contract - euro) | % aplicat |
| | | | 05.11.2008 | 30,982.60 | 3.068% | | | |
| | | | 04.05.2009 | 61,284.27 | 3.068% | | | |
| | | | 05.11.2009 | 129,123.86 | 3.068% | | | |
| | | | 05.05.2010 | 196,109.70 | 3.068% | | | |
| | | | 05.11.2010 | 209,237.39 | 3.068% | | | |
| | | | 05.05.2011 | 247,478.93 | 3.068% | | | |
| | | | 04.11.2011 | 247,478.93 | 3.068% | | | |
| | | | 04.05.2012 | 247,478.93 | 3.068% | | | |
| 05.11.2012 | 314,439.48 | 2.63% | 05.11.2012 | 247,478.93 | 3.068% | | | |
| 30.04.2013 | 314,439.48 | 2.63% | 30.04.2013 | 240,966.33 | 3.068% | | | |
| 05.11.2013 | 314,439.48 | 2.63% | 05.11.2013 | 234,453.71 | 3.068% | | | |
| 30.04.2014 | 314,439.48 | 2.63% | 30.04.2014 | 227,941.11 | 3.068% | | | |
| 05.11.2014 | 314,439.48 | 2.63% | 05.11.2014 | 221,428.51 | 3.068% | | | |
| 30.04.2015 | 314,439.48 | 2.63% | 30.04.2015 | 214,915.91 | 3.068% | | | |
| 05.11.2015 | 314,439.48 | 2.63% | 02.11.2015 | 208,403.31 | 3.068% | | | |
| 03.05.2016 | 314,439.48 | 2.63% | 03.05.2016 | 227,707.22 | 3.068% | | | |
| 05.11.2016 | 314,439.48 | 2.63% | 03.11.2016 | 195,378.09 | 3.068% | | | |
| 05.05.2017 | 314,439.48 | 2.63% | 03.05.2017 | 188,865.49 | 3.068% | | | |
| 05.11.2017 | 314,439.48 | 2.63% | 03.11.2017 | 182,352.89 | 3.068% | | | |

| | | | | | | | | |
|---------------|--------------|---|---------------|--------------|---|---------------|---|---|
| Total cumulat | 3,458,834.28 | - | Total cumulat | 3,759,066.11 | - | Total cumulat | - | - |
|---------------|--------------|---|---------------|--------------|---|---------------|---|---|

18. Plati aflate la scadenta si neefectuate:

| Rate de capital | | | Dobanzi | | | Comisioane | | |
|-----------------|--|-------------------------|---------------|--|-----------|---------------|--|-----------|
| Data scadentei | Valoare (in valuta de contract - euro) | % din valoare finantare | Data platii | Valoare (in valuta de contract - euro) | % aplicat | Data platii | Valoare (in valuta de contract - euro) | % aplicat |
| - | - | - | - | - | - | - | - | - |
| - | - | - | - | - | - | - | - | - |
| Total cumulat | - | - | Total cumulat | - | - | Total cumulat | - | - |

19. Plati de arierate:


| Rate de capital | | | Dobanzi | | | Comisioane | | |
|-----------------|--|-------------------------|---------------|---|-----------|---------------|--|-----------|
| Data scadentei | Valoare (in valuta de contract - euro) | % din valoare finantare | Data platii | + | % aplicat | Data platii | Valoare (in valuta de contract - euro) | % aplicat |
| - | - | - | - | - | - | - | - | - |
| - | - | - | - | - | - | - | - | - |
| Total cumulat | - | - | Total cumulat | - | - | Total cumulat | - | - |

20. Plăți aferente împrumutului garantat:

| Încasări comision la fondul de risc | | Plăți efectuate de unitatea | | | Sume recuperate de | | Data la care s-au efectuat 3 plăți succesive de către |
|-------------------------------------|---------------------------------|-----------------------------|---------------------------------|---------------|---------------------------------|-----|---|
| Data încasării | Valoare (în valuta de contract) | Data plății | Valoare (în valuta de contract) | Data plății | Valoare (în valuta de contract) | | |
| ... | ... | ... | ... | ... | ... | ... | ... |
| ... | ... | ... | ... | ... | ... | ... | ... |
| ... | ... | ... | ... | ... | ... | ... | ... |
| Total cumulat | ... | Total cumulat | ... | Total cumulat | ... | ... | x |

Data 05.01.2018

PRIMAR
CATALIN CHERECHES



DIRECTOR EXECUTIV ECONOMIC
CARMEN POP

Intocmit
Andreea Pop

SITUATIA

privind finantarea rambursabila contractata direct, fara garantia statului, sau
garantata de unitatea administrativ-teritoriala la data de 31.12.2017

1. Nr. si data semnare contract/acord: 74/04.11.2009
2. Data intrare in vigoare: 25.11.2009
3. Nr. si data semnare act(e) aditional(e) la contract/acord: - DM74A/07.12.2009; DM 74A/28.12.2010
DM 74C/2011; DM 74D /30.11.2011; DM 74E/ 19.12.2011; DM 74F /20.04.2012, DM 74G / 17.12.2012
4. Nr. si data semnare contract/acord de garantare: DM 74 / 04.11.2009
5. Data intrare in vigoare: 04.11.2009
6. Nr. si data semnare act(e) aditional(e) la contract/acord: -
7. Unitatea administrativ-teritoriala imprumutata/garanta: Municipiul Baia Mare
8. Adresa completa, telefon/fax, e-mail: Baia Mare, str. Gheorghe Sincai nr. 37, tel 0262-213824,
fax 0262-213261, 0262-212332
9. Persoana imputernicita: CATALIN CHERECHES - Primar
POP CARMEN - Director executiv economic
10. Garantat: Municipiul Baia Mare
11. Finantator: Banca Comerciala Romana
12. Destinatia finantare rambursabila: Finantarea unor proiecte de investitii de interes public local
13. Valoare finantare (in valuta de contract): 49.622.465 - 38.143.946,72 = 11.478.518,28 lei
14. Durata finantare :
- perioada de gratie: 24 luni, de la 04.11.2009 pana la 04.11.2011
- perioada de rambursare :96 luni, de la 30.11.2011 pana la 30.11.2019
15. Trageri/Utilizari din finantare:

| Tragere | | Plati catre contractori | |
|---------------|------------------------|-------------------------|-------------------------------|
| Data tragerii | Suma trasa (in valuta) | Data platii | Suma platita (echivalent lei) |
| 07.12.2009 | 2,232,916.72 | 09.12.2009 | 2,232,916.72 |
| 18.12.2009 | 767,083.28 | 21.12.2009 | 767,083.28 |
| total 2009 | 3,000,000.00 | | 3,000,000.00 |
| 21.05.2010 | 759,038.54 | 26.05.2010 | 546,719.33 |
| | | 27.05.2010 | 212,319.21 |
| 24.06.2010 | 1,418,804.86 | 28.06.2010 | 1,418,804.86 |
| 27.07.2010 | 2,490,948.56 | 29.07.2010 | 2,490,948.56 |
| 24.08.2010 | 1,078,596.48 | 26.08.2010 | 1,078,596.48 |
| total 2010 | 5,747,388.44 | | 5,747,388.44 |
| 16.05.2012 | 692,403.57 | 18.05.2012 | 692,403.57 |
| 21.08.2012 | 531,020.52 | 23.08.2012 | 531,020.52 |
| 02.11.2012 | 1,130,170.75 | 05.11.2012 | 1,130,170.75 |
| total 2012 | 2,353,594.84 | | 2,353,594.84 |
| Total | 11,100,983.28 | | 11,100,983.28 |

16. Estimari trageri/utilizari din finantare:

| Perioada | Estimare suma trasa-lei | Estimare suma platita |
|----------|-------------------------|-----------------------|
| Trim. | | |
| Total | | |

| Rate de capital | | | Dobanzi | | | Comisioane | |
|-------------------|------------------------------|-------------------------|-------------------|------------------------------|-----------|-------------------|------------------------------|
| Data scadentei | Valoare (de contract - lei) | % din valoare finantare | Data platii | Valoare (de contract - lei) | % aplicat | Data platii | Valoare (de contract - lei) |
| | | | | | | 30.11.2009 | 77.60 |
| | | | | | | 18.12.2009 | 6,024.46 |
| | | | | | | total 2009 | 6,102.06 |
| | | | 15.01.2010 | 24,923.80 | | 23.01.2010 | 6.05 |
| | | | 15.02.2010 | 36,425.00 | | 23.02.2010 | 2.00 |
| | | | 15.03.2010 | 27,580.00 | | 23.03.2010 | 0.51 |
| | | | 15.04.2010 | 26,117.50 | | 23.04.2010 | 1.00 |
| | | | 14.05.2010 | 21,100.00 | | 23.05.2010 | 1,553.60 |
| | | | 15.06.2010 | 26,519.77 | | 24.06.2010 | 2,833.13 |
| | | | 15.07.2010 | 34,561.28 | | 28.07.2010 | 4,996.42 |
| | | | 13.08.2010 | 50,016.55 | | 25.08.2010 | 2,179.71 |
| | | | 07.09.2010 | 65,012.02 | | 23.09.2010 | 1.00 |
| | | | 15.10.2010 | 72,530.43 | | 23.10.2010 | 5.00 |
| | | | 15.11.2010 | 68,846.81 | | 23.11.2010 | 1.00 |
| | | | 15.12.2010 | 59,992.50 | | 23.12.2010 | 1.00 |
| | | | total 2010 | 513,625.66 | | total 2010 | 11,580.42 |
| | | | total cum. | 513,625.66 | | | 17,682.48 |
| | | | 07.01.2011 | 56,892.15 | | | 0.00 |
| | | | 17.01.2011 | 354.65 | | | 0.00 |
| | | | 15.02.2011 | 56,870.17 | | 23.02.2011 | 3.00 |
| | | | 15.03.2011 | 54,904.44 | | 25.03.2011 | 2.35 |
| | | | 15.04.2011 | 74,044.21 | | 23.04.2011 | 2.00 |
| | | | 13.05.2011 | 57,878.55 | | 23.05.2011 | 2.00 |
| | | | 15.06.2011 | 66,285.77 | | 23.06.2011 | 0.00 |
| | | | 15.07.2011 | 61,669.09 | | 23.07.2011 | 1.00 |
| | | | 16.08.2011 | 61,615.63 | | 23.08.2011 | 1.00 |
| | | | 15.09.2011 | 60,335.11 | | 23.09.2011 | 1.00 |
| | | | 15.10.2011 | 70,635.17 | | 23.10.2011 | 5.00 |
| | | | 15.11.2011 | 72,914.34 | | 30.11.2011 | 3.00 |
| 30.12.2011 | 91,118.63 | | 15.12.2011 | 70,270.69 | | 29.12.2011 | 6.00 |
| total 2011 | 91,118.63 | | total 2011 | 764,669.97 | | total 2011 | 26.35 |
| total cum. | 91,118.63 | | Total cum. | 1,278,295.63 | | Total cum. | 17,708.83 |
| 30.01.2011 | 91,118.63 | | 30.01.2012 | 74,446.10 | | 24.01.2012 | 11.00 |
| 29.02.2012 | 91,118.63 | | 29.02.2012 | 68,679.30 | | 23.02.2012 | 8.00 |
| 30.03.2012 | 91,118.63 | | 30.03.2012 | 59,591.59 | | 23.03.2012 | 7.00 |
| 30.04.2012 | 91,118.63 | | 30.04.2012 | 58,044.49 | | 23.04.2012 | 8.00 |
| 30.05.2012 | 91,118.63 | | 30.05.2012 | 56,145.17 | | 30.05.2012 | 1,414.10 |
| 30.06.2012 | 91,118.63 | | 29.06.2012 | 58,872.78 | | 23.06.2012 | 9.00 |
| 30.07.2012 | 91,118.63 | | 30.07.2012 | 65,119.57 | | 25.07.2012 | 10.00 |
| 30.08.2012 | 91,118.63 | | 30.08.2012 | 66,351.79 | | 24.08.2012 | 1,086.04 |
| 28.09.2012 | 91,118.63 | | 20.09.2012 | 67,775.05 | | 20.09.2012 | 1,102.04 |
| 30.10.2012 | 91,118.63 | | 30.10.2012 | 70,437.35 | | 24.10.2012 | -1,077.40 |
| 30.11.2012 | 91,118.63 | | 29.11.2012 | 70,088.57 | | 23.11.2012 | 2,289.34 |
| 30.12.2012 | 119,137.62 | | 30.12.2012 | 77,027.28 | | 27.12.2012 | 6.01 |
| total 2012 | 1,121,442.55 | | | 792,579.04 | | | 4,873.13 |
| total cum. | 1,212,561.18 | | total cum. | 2,070,874.67 | | total cum. | 22,581.96 |
| 30.01.2013 | 119,137.62 | | 30.01.2013 | 84,646.15 | | 24.01.2013 | 10.00 |
| 28.02.2013 | 119,137.62 | | 28.02.2013 | 81,170.24 | | 28.02.2013 | 5.00 |
| 30.13.2013 | 119,137.62 | | 29.03.2013 | 72,152.72 | | 25.03.2013 | 12.00 |
| 30.04.2013 | 119,137.62 | | 30.04.2013 | 76,223.65 | | 23.04.2013 | 16.00 |
| 30.05.2013 | 119,137.62 | | 30.05.2013 | 68,594.67 | | 23.05.2013 | 12.00 |
| 30.06.2013 | 119,137.62 | | 28.06.2013 | 62,112.03 | | 25.06.2013 | 28.00 |
| 30.07.2013 | 119,137.62 | | 30.07.2013 | 59,215.87 | | 23.07.2013 | 10.00 |

| | | | | | | | |
|-------------------|---------------------|--|-------------------|---------------------|--|-------------------|------------------|
| 31.08.2013 | 119,137.62 | | 31.08.2013 | 64,247.93 | | 23.08.2013 | 23.00 |
| 30.09.2013 | 119,137.62 | | 30.09.2013 | 62,478.01 | | 23.09.2013 | 6.00 |
| 30.10.2013 | 119,137.62 | | 30.10.2013 | 54,034.67 | | 23.10.2013 | 12.00 |
| 30.11.2013 | 119,137.62 | | 30.11.2013 | 49,606.52 | | 23.11.2013 | 12.00 |
| 31.12.2013 | 119,137.62 | | 31.12.2013 | 41,871.64 | | 23.12.2013 | 21.01 |
| total 2013 | 1,429,651.44 | | | 776,354.10 | | | 167.01 |
| total cum. | 2,642,212.62 | | total cum. | 2,847,228.77 | | total cum. | 22,748.97 |
| 31.01.2014 | 119,137.62 | | 31.01.2014 | 40,164.73 | | 23.01.2014 | 19.00 |
| 28.02.2014 | 119,137.62 | | 28.02.2014 | 39,169.80 | | 28.02.2014 | 8.00 |
| 30.03.2014 | 119,137.61 | | 28.03.2014 | 45,576.00 | | 23.03.2014 | 15.00 |
| 30.04.2014 | 119,137.62 | | 30.04.2014 | 47,241.90 | | 23.04.2014 | 10.00 |
| 30.05.2014 | 119,137.62 | | 30.05.2014 | 38,665.02 | | 23.05.2014 | 10.00 |
| 30.06.2014 | 119,137.62 | | 30.06.2014 | 46,557.99 | | 23.06.2014 | 13.00 |
| 30.07.2014 | 119,137.62 | | 31.07.2014 | 37,658.24 | | 18.07.2014 | 16.00 |
| 30.08.2014 | 119,137.62 | | 29.08.2014 | 37,172.72 | | 23.08.2014 | 10.00 |
| 30.09.2014 | 119,137.62 | | 30.09.2014 | 36,337.90 | | 23.09.2014 | 11.00 |
| 30.10.2014 | 119,137.62 | | 30.10.2014 | 35,007.93 | | 23.10.2014 | 10.00 |
| 30.11.2014 | 119,137.62 | | 28.11.2014 | 42,698.92 | | 26.11.2004 | 29.00 |
| 30.12.2014 | 119,137.62 | | 30.12.2014 | 30,445.85 | | 29.12.2014 | 12.50 |
| total 2014 | 1,429,651.43 | | | 476,697.00 | | | 163.50 |
| total cum. | 4,071,864.05 | | | 3,323,925.77 | | | 22,912.47 |
| 30.01.2015 | 119,137.62 | | 30.01.2015 | 26,808.88 | | 23.01.2015 | 13.00 |
| 28.02.2015 | 119,137.62 | | 27.02.2015 | 26,663.89 | | 23.02.2015 | 10.00 |
| 30.03.2015 | 119,137.62 | | 30.03.2015 | 22,505.00 | | 23.03.2015 | 10.00 |
| 30.04.2015 | 119,137.62 | | 30.04.2015 | 24,999.70 | | 23.04.2015 | 11.00 |
| 30.05.2015 | 119,137.62 | | 29.05.2015 | 27,893.36 | | 23.05.2015 | 11.00 |
| 30.06.2015 | 119,137.62 | | 30.06.2015 | 28,630.22 | | 23.06.2015 | 11.00 |
| 30.07.2015 | 119,137.62 | | 30.07.2015 | 24,539.11 | | 23.07.2015 | 10.00 |
| 31.08.2015 | 119,137.62 | | 31.08.2015 | 25,252.71 | | 31.08.2015 | 10.00 |
| 30.09.2015 | 119,137.62 | | 30.09.2015 | 24,402.69 | | 30.09.2015 | 10.00 |
| 30.10.2015 | 119,137.62 | | 30.10.2015 | 25,401.40 | | 30.10.2015 | 5.00 |
| 30.11.2015 | 119,137.62 | | 30.11.2015 | 25,512.13 | | 30.11.2015 | 10.00 |
| 31.12.2015 | 119,137.62 | | 31.12.2015 | 21,633.57 | | 31.12.2015 | 15.00 |
| total 2015 | 1,429,651.44 | | | 304,242.66 | | | 126.00 |
| total cum. | 5,501,515.49 | | | 3,628,168.43 | | | 23,038.47 |
| 31.01.2016 | 119,137.62 | | 31.01.2016 | 21,047.91 | | 31.01.2016 | 7.00 |
| 29.02.2016 | 119,137.62 | | 29.02.2016 | 20,175.46 | | 29.02.2016 | 7.00 |
| 31.03.2016 | 119,137.62 | | 31.03.2016 | 17,777.95 | | 31.03.2016 | 10.00 |
| 30.04.2016 | 119,137.62 | | 30.04.2016 | 18,624.25 | | 30.04.2016 | 7.00 |
| 31.05.2016 | 119,137.62 | | 31.05.2016 | 17,765.83 | | 31.05.2016 | 7.00 |
| 30.06.2016 | 119,137.62 | | 30.06.2016 | 18,103.66 | | 30.06.2016 | 7.00 |
| 31.07.2016 | 119,137.62 | | 31.07.2016 | 16,999.35 | | 31.07.2016 | 7.00 |
| 31.08.2016 | 119,137.62 | | 31.08.2016 | 17,428.34 | | 31.08.2016 | 8.00 |
| 30.09.2016 | 119,137.62 | | 30.09.2016 | 16,879.68 | | 30.09.2016 | 9.00 |
| 31.10.2016 | 119,137.62 | | 31.10.2016 | 15,784.14 | | 31.10.2016 | 9.00 |
| 30.11.2016 | 119,137.62 | | 30.11.2016 | 15,761.91 | | 30.11.2016 | 12.00 |
| 30.12.2016 | 119,137.62 | | 30.12.2016 | 15,267.62 | | 30.12.2016 | 9.00 |
| total 2016 | 1,429,651.44 | | | 211,616.10 | | | 99.00 |
| total cum. | 6,931,166.93 | | | 3,839,784.53 | | | 23,137.47 |
| 30.01.2017 | 119,137.62 | | 30.01.2017 | 15,262.72 | | 30.01.2017 | 9.00 |
| 28.02.2017 | 119,137.62 | | 28.02.2017 | 15,268.08 | | 28.02.2017 | 9.00 |
| 31.03.2017 | 119,137.62 | | 31.03.2017 | 12,903.60 | | 31.03.2017 | 9.00 |
| 30.04.2017 | 119,137.62 | | 30.04.2017 | 13,954.75 | | 30.04.2017 | 9.00 |
| 31.05.2017 | 119,137.62 | | 31.05.2017 | 13,107.35 | | 31.05.2017 | 9.00 |
| 30.06.2017 | 119,137.62 | | 30.06.2017 | 13,361.25 | | 30.06.2017 | 9.00 |
| 31.07.2017 | 119,137.62 | | 31.07.2017 | 12,376.54 | | 31.07.2017 | 9.00 |
| 8/30/2017 | 119,137.62 | | 8/30/2017 | 12,319.33 | | 8/31/2017 | 9.00 |
| 9/30/2017 | 119,137.62 | | 9/30/2017 | 12,008.21 | | 9/30/2017 | 9.00 |

| | | | | | | | |
|--------------------------|---------------------|--|------------|---------------------|--|------------|------------------|
| 10/30/2017 | 119,137.62 | | 9/30/2017 | 11,244.60 | | 9/30/2017 | 9.00 |
| 30.11.2017 | 119,137.62 | | 30.11.2017 | 13,489.95 | | 30.11.2017 | 9.00 |
| 30.12.2017 | 119,137.62 | | 30.12.2017 | 13,285.96 | | 30.12.2017 | 9.00 |
| total 2017 | 1,429,651.44 | | | 158,582.34 | | | 108.00 |
| total cum. | 8,360,818.37 | | | 3,998,366.87 | | | 23,245.47 |
| Rest de restituit | 2,740,164.91 | | | | | | |

18. Plati aflate la scadenta si neefectuate:

| Rate de capital | | Dobanzi | | | Comisioane | | |
|-----------------|----------|---------|-------------|----------|------------|-------------|----------|
| Data scadentei | Valoarea | Procent | Data platii | Valoarea | Procent | Data platii | Valoarea |
| | | | | | | | |
| | | | | | | | |

19. Plati de arierate:



| Rate de capital | | Dobanzi | | | Comisioane | | |
|-----------------|----------|---------|------|----------|------------|-------------|----------|
| Data | Valoarea | Procent | Data | Valoarea | Procent | Data platii | Valoarea |
| | | | | | | | |
| | | | | | | | |

20. Plăți aferente împrumutului garantat:


| Incasari comision la | | Plati efectuate de | | Sume recuperate de la | | Data la care s-au efectuat 3 plăți succesive de către unitatea administrativ-teritorială, în calitate de garant |
|----------------------|----------------------------------|----------------------|----------------------------------|-----------------------|----------------------------------|---|
| Data încasării | Valoarea (în valuta de contract) | Data platii | Valoarea (în valuta de contract) | Data platii | Valoarea (în valuta de contract) | |
| ... | | | | | | |
| ... | | | | | | |
| Total cumulat | | Total cumulat | | Total cumulat | | x |

Data 05.01.2018


PRIMAR
Catalin Chereches

DIRECTOR ECONOMIC
Carmen Pop



INTOCMIT
Andreea Pop



SITUATIA

privind finantarea rambursabila contractata direct, fara garantia statului
sau garantata de unitatea administrativ-teritoriala la data de 31.12.2017

1. Nr. si data semnare contract/acord : RQ13075125635943/ 29.07.2013
2. Data intrare in vigoare :29.07.2013
3. Nr. si data semnare act(e) aditional(e) la contract/acord:
4. Nr. si data semnare contract/acord de garantare : 1089/29.07.2013, 2114/29.07.2013
5. Data intrare in vigoare : 29.07.2013
6. Nr. si data semnare act(e) aditional(e) la contract/acord: - Act ad. Nr.1/03.02.2015; Act ad. Nr.2/03.03.2015; Act ad. Nr.3/02.11.2015 ; Act ad. Nr.4/03.12.2015 ; Act ad. Nr.5/29.03.2016; Act ad. 6/27.09.2016; Act ad. 7/ 07.10.2016 ; Act ad. 8/05.12.2016
7. Unitate administrativ-teritoriala imprumutat/garanta : MUNICIPIUL BAIA MARE
8. Adresa completa, telefon/fax, e-mail : Baia Mare, str. Gh. Sincai nr. 37, tel. 211001
9. Persoana imputernicita: CATALIN CHERECHES – Primar
CARMEN POP director executiv economic
10. Garantat : MUNICIPIUL BAIA MARE
11. Finantator :...CEC Bank SA
12. Destinatie rambursabila : FINANTAREA INVESTITIILOR PUBLICE DE INTERES LOCAL
13. Valoarea finantare (in valuta de contract)...96.400.000 LEI RON
14. Durata finantare (in luni , de la-pana la) : 29.07.2013 - 28.07.2028....., din care :

| | | |
|------------------------|----------|-------------------------|
| perioada de gratie | 24 luni | 06.08.2013-06.08.2015 |
| perioada de rambursare | 156 luni | 28.08.2015 - 28.07.2028 |
15. Trageri/ utilizari din finantare:

| Tragere | | Plati catre contractori | |
|-------------------|------------------------------------|-------------------------|----------------------|
| Data tragerii | Suma trasa (in valuta de contract) | Data platii | Suma platita (lei) |
| 06.08.2013 | 1,847,242.17 | 07.08.2013 | 1,847,242.17 |
| 23.08.2013 | 823,317.12 | 26.08.2013 | 823,317.12 |
| 07.10.2013 | 3,089,755.69 | 08.10.2013 | 3,089,755.69 |
| 05.11.2013 | 2,399,234.10 | 06.11.2013 | 2,399,234.10 |
| 13.11.2013 | 6,669,221.39 | 14.11.2013 | 6,669,221.39 |
| 05.12.2013 | 465,881.45 | 06.12.2013 | 465,881.45 |
| 12.12.2013 | 2,024,043.95 | 12.12.2013 | 2,024,043.95 |
| Total 2013 | 17,318,695.87 | | 17,318,695.87 |
| 20.01.2014 | 1,187,441.24 | 21.01.2014 | 1,187,441.24 |
| 13.02.2014 | 254,783.03 | 14.02.2014 | 254,783.03 |
| 20.02.2014 | 862,417.80 | 21.02.2014 | 862,417.80 |
| 20.03.2014 | 2,859,363.16 | 20.03.2014 | 2,859,363.16 |
| 18.04.2014 | 1,389,317.87 | 18.04.2014 | 1,389,317.87 |
| 19.05.2014 | 905,130.64 | 20.05.2014 | 905,130.64 |
| 23.05.2014 | 282,479.82 | 26.05.2014 | 282,479.82 |

| | | | |
|--------------------|----------------------|------------|----------------------|
| 27.05.2014 | 2,739,598.38 | 28.05.2014 | 2,739,598.38 |
| 23.06.2014 | 601,793.67 | 24.06.2014 | 601,793.67 |
| 25.06.2014 | 521,291.98 | 26.06.2014 | 521,291.98 |
| 10.07.2014 | 276,278.38 | 11.07.2014 | 276,278.38 |
| 22.07.2014 | 1,431,254.51 | 23.07.2014 | 1,431,254.51 |
| 21.08.2014 | 749,398.18 | 22.08.2014 | 749,398.18 |
| 26.08.2014 | 409,102.21 | 27.08.2014 | 409,102.21 |
| 04.09.2014 | 1,372,138.81 | 05.09.2014 | 1,372,138.81 |
| 11.09.2014 | 4,025,983.17 | 12.09.2014 | 4,025,983.17 |
| 02.10.2014 | 660,138.66 | 03.10.2014 | 660,138.66 |
| 13.10.2014 | 483,826.50 | 14.10.2014 | 483,826.50 |
| 27.10.2014 | 751,173.05 | 28.10.2014 | 751,173.05 |
| 14.11.2014 | 904,623.49 | 17.11.2014 | 904,623.49 |
| 25.11.2014 | 283,707.18 | 26.11.2014 | 283,707.18 |
| 12.12.2014 | 1,607,440.27 | 12.12.2014 | 1,607,440.27 |
| Total 2014 | 24,558,682.00 | | 24,558,682.00 |
| Cumulat | 41,877,377.87 | | 41,877,377.87 |
| 12.01.2015 | 1,225,133.71 | 12.01.2015 | 1,225,133.71 |
| 14.01.2015 | 2,701,899.75 | 15.01.2015 | 2,701,899.75 |
| 02.02.2015 | 955,413.35 | 03.02.2015 | 955,413.35 |
| 16.03.2015 | 985,411.42 | 17.03.2015 | 985,411.42 |
| 14.04.2015 | 681,588.80 | 15.04.2015 | 681,588.80 |
| 05.05.2015 | 983,186.05 | 06.05.2015 | 983,186.05 |
| 04.06.2015 | 1,064,490.62 | 05.06.2015 | 1,064,490.62 |
| 12.06.2015 | 376,247.22 | 15.06.2015 | 376,247.22 |
| 16.07.2015 | 1,306,051.54 | 13.07.2015 | 1,306,051.54 |
| 15.07.2015 | 1,004,162.44 | 16.07.2015 | 1,004,162.44 |
| 16.07.2015 | 549,810.11 | 21.07.2015 | 549,810.11 |
| 18.08.2015 | 2,044,918.65 | 19.08.2015 | 2,044,918.65 |
| 27.08.2015 | 298,545.57 | 28.08.2015 | 298,545.57 |
| 29.09.2015 | 2,709,399.21 | 30.09.2015 | 2,709,399.21 |
| 12.10.2015 | 162,291.47 | 13.10.2015 | 162,291.47 |
| 21.10.2015 | 2,229,744.26 | 22.10.2015 | 2,229,744.26 |
| 23.10.2015 | 1,013,589.72 | 26.10.2015 | 1,013,589.72 |
| 11.05.2015 | 268,034.56 | 06.11.2015 | 268,034.56 |
| 13.11.2015 | 198,932.62 | 16.11.2015 | 198,932.62 |
| 17.11.2015 | 3,060,408.37 | 18.11.2015 | 3,060,408.37 |
| 25.11.2015 | 1,284,314.58 | 26.11.2015 | 1,284,314.58 |
| 25.11.2015 | 1,721,814.65 | 26.11.2015 | 1,721,814.65 |
| 04.12.2015 | 112,104.95 | 07.12.2015 | 112,104.95 |
| 11.12.2015 | 763,892.89 | 14.12.2015 | 763,892.89 |
| 16.12.2015 | 4,240,621.99 | 17.12.2015 | 4,240,621.99 |
| 18.12.2015 | 2,263,556.70 | 21.12.2015 | 2,263,556.70 |
| 23.12.2015 | 5,418,353.30 | 24.12.2015 | 5,418,353.30 |
| total. 2015 | 39,623,918.50 | | 39,623,918.50 |
| 05.04.2016 | 821,191.81 | 06.04.2016 | 821,191.81 |
| 12.05.2016 | 804,702.13 | 13.05.2016 | 804,702.13 |
| 24.06.2016 | 105,119.14 | 27.06.2016 | 105,119.14 |
| 19.07.2016 | 643,480.23 | 19.07.2016 | 643,480.23 |
| 08.08.2016 | 463,136.15 | 08.08.2016 | 463,136.15 |
| 18.10.2016 | 591,566.48 | 18.10.2016 | 591,566.48 |
| 21.10.2016 | 436,606.18 | 21.10.2016 | 436,606.18 |
| 01.11.2016 | 912,507.61 | 01.11.2016 | 912,507.61 |
| 18.11.2016 | 47,573.00 | 18.11.2016 | 47,573.00 |

| | | | |
|-------------------|----------------------|------------|----------------------|
| 22.11.2016 | 150,319.27 | 22.11.2016 | 150,319.27 |
| 28.11.2016 | 947,524.53 | 28.11.2016 | 947,524.53 |
| 05.12.2016 | 1,632,523.75 | 05.12.2016 | 1,632,523.75 |
| 20.12.2016 | 156,810.11 | 20.12.2016 | 156,810.11 |
| 28.12.2016 | 2,981,867.25 | 28.12.2016 | 2,981,867.25 |
| total 2016 | 10,694,927.64 | | 10,694,927.64 |
| 11.10.2017 | 1,366,037.14 | 12.10.2017 | 1,366,037.14 |
| 30.10.2017 | 192,600.01 | 31.10.2017 | 192,600.01 |
| 14.11.2017 | 494,916.44 | 15.11.2017 | 494,916.44 |
| 11.12.2017 | 2,150,222.40 | 12.12.2017 | 2,150,222.40 |
| total 2017 | 4,203,775.99 | | 4,203,775.99 |
| CUMULAT | 96,400,000.00 | | 96,400,000.00 |

16. Estimari trageri/utilizari din finantare:

| Perioada | Estimare suma trasa(in valuta) | Estimare suma platita(lei) |
|--------------|--------------------------------|----------------------------|
| TR. I 2017 | | |
| TR. II 2017 | | |
| TR. III 2017 | | |
| TR. IV 2017 | 4,203,775.99 | 4,203,775.99 |
| Total | 4,203,775.99 | 4,203,775.99 |

17. Plati efectuate la scadenta (cumulat):

| Rate de capital | | | Dobanzi | | | Comisioane | |
|-------------------|---------|---------|------------|---------------------|---------|------------|---------------|
| Data | Valoare | Procent | Data | Valoarea | Procent | Data | Valoarea |
| | | | | | | 25.07.2013 | 1.50 |
| | | | | | | 29.07.2013 | 53.00 |
| | | | | | | 31.07.2013 | 9.00 |
| | | | | | | 06.08.2013 | 15.00 |
| | | | | | | 22.08.2013 | 3.50 |
| | | | | | | 23.08.2013 | 15.00 |
| | | | | | | 27.08.2013 | 3.50 |
| | | | 29.08.2013 | 11,350.60 | | 29.08.2013 | 9.00 |
| | | | 29.09.2013 | 22,350.35 | | 20.09.2013 | 12.50 |
| | | | 28.10.2013 | 35,419.46 | | 31.10.2013 | 27.5 |
| | | | 28.11.2013 | 84,652.97 | | 30.11.2013 | 44.5 |
| | | | 30.12.2013 | 132,537.29 | | 31.12.2013 | 55.00 |
| total 2013 | | | | 286,310.67 | | | 249.00 |
| | | | 28.01.2014 | 106,430.97 | | 31.01.2014 | 29.50 |
| | | | 28.02.2014 | 117,369.28 | | 28.02.2014 | 44.50 |
| | | | 28.03.2014 | 114,942.61 | | 31.03.2014 | 29.50 |
| | | | 28.04.2014 | 143,042.78 | | 30.04.2014 | 29.50 |
| | | | 28.05.2014 | 146,298.80 | | 31.05.2014 | 74.50 |
| | | | 30.06.2014 | 185,608.87 | | 30.06.2014 | 59.50 |
| | | | 30.07.2014 | 161,170.21 | | 28.07.2014 | 44.50 |
| | | | 28.08.2014 | 186,870.79 | | 31.08.2014 | 44.50 |
| | | | 29.09.2014 | 219,804.10 | | 30.09.2014 | 44.50 |
| | | | 30.10.2014 | 215,811.15 | | 27.10.2014 | 50.50 |
| | | | 28.11.2014 | 239,564.48 | | 28.11.2014 | 53.50 |
| | | | 29.12.2014 | 249,783.50 | | 31.12.2014 | 36.50 |
| total 2014 | | | | 2,086,697.54 | | | 541.00 |
| total cum. | | | | 2,373,008.21 | | | 790.00 |

| | | | | | | | |
|-------------------|----------------------|--|------------|----------------------|-------------|-------------|-----------------|
| | | | 28.01.2015 | 236,782.46 | | 31.01.2015 | 44.50 |
| | | | | | | 28.02.2015 | 29.50 |
| | | | 02.03.2015 | 270,483.92 | | | |
| | | | 31.03.2015 | 232,639.96 | | 31.03.2015 | 29.50 |
| | | | 28.04.2015 | 245,138.76 | | 28.04.2015 | 29.50 |
| | | | 28.05.2015 | 259,427.67 | | 31.05.2015 | 29.50 |
| | | | 29.06.2015 | 283,817.65 | | 29.06.2015 | 53.00 |
| | | | 31.07.2015 | 248,039.18 | | 31.07.2015 | 71.00 |
| 28.08.2015 | 359,322.04 | | 31.08.2015 | 274,407.80 | | 31.08.2015 | 60.00 |
| 28.09.2015 | 359,322.04 | | 28.09.2015 | 281,042.73 | | 29.09.2015 | 42.00 |
| 28.10.2015 | 399,029.99 | | 28.10.2015 | 286,800.31 | | 30.10.2015 | 78.00 |
| 30.11.2015 | | | 30.11.2015 | | | 30.11.2015 | 114.00 |
| 02.12.2015 | 441,732.64 | | 02.12.2015 | 360,515.54 | | | |
| 28.12.2015 | 525,933.49 | | 28.12.2015 | 303,095.29 | | 31.12.2015 | 133.00 |
| total 2015 | 2,085,340.20 | | | 3,282,191.27 | | | 713.50 |
| total cum. | 2,085,340.20 | | | 5,655,199.48 | | | 1,503.50 |
| 28.01.2016 | 525,933.49 | | 28.01.2016 | 389,094.06 | | 28.01.2016 | 31.00 |
| 29.02.2016 | 525,933.49 | | 29.02.2016 | 395,501.98 | | 29.02.2016 | 24.00 |
| 28.03.2016 | 525,933.49 | | 28.03.2016 | 343,757.14 | | 28.03.2016 | 24.00 |
| 28.04.2016 | 531,482.08 | | 28.04.2016 | 380,993.01 | | 28.04.2016 | 42.00 |
| 30.05.2016 | 536,956.25 | | 30.05.2016 | 393,950.30 | | 30.05.2016 | 49.00 |
| 28.06.2016 | 537,676.24 | | 28.06.2016 | 356,243.27 | | 28.06.2016 | 49.00 |
| 31.07.2016 | 542,114.04 | | 31.07.2016 | 350,916.38 | | 31.07.2016 | 56.00 |
| 31.08.2016 | 545,330.26 | | 31.08.2016 | 373,381.67 | | 31.08.2016 | 149.00 |
| 28.09.2016 | 545,330.26 | | 28.09.2016 | 348,320.61 | | 28.09.2016 | 35.00 |
| 31.10.2016 | 552,570.91 | | 31.10.2016 | 265,275.26 | | 31.10.2016 | 85.00 |
| 28.11.2016 | 560,446.09 | | 28.11.2016 | 241,312.62 | | 28.11.2016 | 94.00 |
| 28.12.2016 | 579,995.08 | | 28.12.2016 | 238,987.98 | | 28.12.2016 | 136.00 |
| total 2016 | 6,509,701.68 | | | 4,077,734.28 | | | 774.00 |
| total cum. | 8,595,041.88 | | | 9,732,933.76 | | | 2,277.50 |
| 31.01.2017 | 601,447.36 | | 31.01.2017 | 275,658.70 | | 31.01.2017 | 45.00 |
| 28.02.2017 | 601,447.36 | | 28.02.2017 | 241,367.84 | | 28.02.2017 | 35.00 |
| 31.03.2017 | 601,447.36 | | 31.03.2017 | 231,356.08 | | 31.03.2017 | 35.00 |
| 30.04.2017 | 601,447.36 | | 30.04.2017 | 254,274.56 | | 30.04.2017 | 35.00 |
| 31.05.2017 | 601,447.36 | | 31.05.2017 | 252,404.90 | | 31.05.2017 | 35.00 |
| 30.06.2017 | 601,447.36 | | 30.06.2017 | 242,453.46 | | 30.06.2017 | 35.00 |
| 31.07.2017 | 601,447.36 | | 31.07.2017 | 236,200.07 | | 31.07.2017 | 35.00 |
| 28.08.2017 | 601,447.36 | | 8/28/2017 | 241,326.74 | | 31.08.2017 | 35.00 |
| 28.09.2017 | 601,447.36 | | 9/28/2017 | 239,498.50 | | 30.09.2017 | 35.00 |
| 30.10.2017 | 613,436.87 | | 10/30/2017 | 247,882.06 | | 30.10.2017 | 78.00 |
| 28.11.2017 | 617,273.44 | | 28.11.2017 | 225,703.90 | | 30.11.2017 | 67.00 |
| 28.12.2017 | 634,072.05 | | 28.12.2017 | 236,008.32 | | 31.12.2017 | 67.00 |
| total 2017 | 7,277,808.60 | | | 2,924,135.13 | | | 537.00 |
| total cum. | 15,872,850.48 | | | 12,657,068.89 | 0.00 | 0.00 | 2,814.50 |
| SOLD CRED. | 80,527,149.52 | | | | | | |

18. Plati aflate la scadenta si neefectuate:

| Rate de capital | | Dobanzi | | | | Comisioane | |
|-----------------|----------|---------|-------------|----------|---------|-------------|----------|
| Data scadentei | Valoarea | Procent | Data platii | Valoarea | Procent | Data platii | Valoarea |
| | | | | | | | |
| | | | | | | | |

19. Plati de ariarate:

| Rate de capital | | | Dobanzi | | | Comisioane | |
|-----------------|----------|---------|-------------|----------|---------|-------------|----------|
| Data scadentei | Valoarea | Procent | Data platii | Valoarea | Procent | Data platii | Valoarea |
| | | | | | | | |
| | | | | | | | |


20. Plati aferente împrumutului garantat

| Incasări comision la fondul de risc constituit | | Plăți efectuate de unitatea administrativ- | | Sume recuperate de la | |
|--|---------------------------------|--|---------------------------------|-----------------------|---------------------------------|
| Data încasării | Valoare (în valuta de contract) | Data plății | Valoare (în valuta de contract) | Data plății | Valoare (în valuta de contract) |
| ... | ... | ... | ... | ... | ... |
| ... | ... | ... | ... | ... | ... |
| Total cumulat | ... | Total cumulat | ... | Total cumulat | ... |

Data 05.01.2018

PRIMAR

CATALIN CHERECHES



DIRECTOR EXECUTIV ECONOMIC

CARMEN POP

Întocmit

Andreea Pop